

BANK-E-MILLI AFGHAN
AUDITED FINANCIAL STATEMENTS
ALONG WITH ACCOMPANYING NOTES FOR
THE YEAR ENDED 30-QAWAS-1396

DECEMBER 21, 2017

 **Crowe Horwath - Afghanistan**
Auditors & Business Advisors




کروهوروات - افغانستان

Member Crowe Horwath International

BANK-E-MILLIE AFGHAN
STATEMENT OF PROFIT AND LOSS
FOR THE YEAR ENDED 30-QAWAS-1396 (21 DECEMBER 2017)

	Note	2017 30 Qaws 1396	2016 30 Qaws 1395	2015 - Restated 30 Qaws 1394
.....Afs.....				
Interest income	19	1,159,390,261	992,046,626	938,419,671
Interest expense	20	(213,671,129)	(131,203,584)	(133,754,763)
Net interest income		945,719,132	860,843,042	804,664,908
Fee and commission income	21	213,759,479	132,751,849	134,795,280
Fee and commission expense	22	(19,448,341)	(29,595,464)	(21,204,560)
Net fee and commission income		194,311,138	103,156,385	113,590,719
Net income from trading in foreign currencies		37,429,892	81,448,076	83,067,894
Gain on revaluation of investment property		-	3,436,838,772	-
Other operating income	23	295,515,814	350,651,397	264,795,959
Total other income		332,945,706	3,868,938,245	347,863,853
Operating income		1,472,975,976	4,832,937,672	1,266,119,482
Net impairment loss / (gain) on loans and ac	6	531,424,063	190,614,344	(27,559,358)
Provision for other assets	11	2,387,676	-	94,536,841
Personnel expenses	24	244,925,973	193,906,099	193,751,327
Depreciation on fixed assets	8	17,974,851	18,171,383	19,833,704
Amortization of intangible assets	9	8,881,044	8,821,031	4,622,297
Other expenses	25	239,409,175	211,045,043	199,610,566
Exchange (gain) / loss		(34,708,582)	97,072,028	(14,850,824)
Operating expenses		1,010,294,200	719,629,928	469,944,553
Profit before taxation		462,681,776	4,113,307,744	796,174,928
Impairment (loss) / gain on investment		(9,630,696)	(10,162,727)	119,460,750
Share in profit / (loss) of associate		89,832,728	206,767,108	(71,017,040)
Profit before taxation		542,883,808	4,309,912,125	844,618,638
Taxation	25.1	(106,098,417)	(928,272,323)	(140,975,982)
Profit for the period		436,785,391	3,381,639,802	703,642,656

The annexed notes from 1 to 42 form an integral part of these financial statements. *cmf*






Chief Executive officer Chairman BOS Chief Financial Officer

BANK-E-MILLIE AFGHAN
 STATEMENT OF FINANCIAL POSITION
 AS AT 30-QAWS- 1396 (21 DECEMBER 2017)

		2017	2016	2015 - Restated
		30 Qaws 1396	30 Qaws 1395	30 Qaws 1394
	NoteAfs.....		
Assets				
Cash and bank balances	5	33,320,673,941	26,465,421,568	22,059,797,985
Loans and advances to customers - net	6	2,889,153,749	2,662,578,675	2,642,372,626
Investments	7	1,034,718,062	921,941,136	738,293,668
Property and equipment	8	1,190,063,060	1,184,860,020	1,275,535,589
Intangible assets	9	22,893,285	31,352,141	40,173,172
Investment properties	10	4,082,594,410	4,082,521,861	645,683,089
Other assets	11	4,025,455,857	2,613,359,324	2,257,148,954
Total assets		46,565,552,364	37,962,034,725	29,659,005,082
Liabilities				
Deposits from banks and customers	12	35,882,804,380	27,760,008,878	22,491,196,070
Current tax liabilities	13	88,298,689	186,921,586	155,446,448
Deferred tax liability - net	14	905,521,291	905,821,769	146,620,677
Short term borrowing		-	-	500,000,000
Other liabilities	15	428,815,602	326,922,782	876,360,839
Total liabilities		37,305,439,962	29,179,675,015	24,169,624,034
Equity				
Share capital	16	1,000,000,000	1,000,000,000	1,000,000,000
Retained earnings		7,420,489,169	6,914,780,167	3,511,512,385
Surplus on revaluation - net	17	792,247,503	845,612,174	914,278,001
Exchange translation reserve	18	47,375,730	21,967,368	63,590,662
Total equity		9,260,112,402	8,782,359,709	5,489,381,048
Total liabilities and equity		46,565,552,364	37,962,034,725	29,659,005,082
Contingencies and Commitments	26	516,434,483	532,168,661	79,896,506

The annexed notes from 1 to 42 form an integral part of these financial statements. cub


 Chief Executive officer


 Chairman BOS


 Chief Financial Officer